



breedwise^{DNA}

Equine DNA Sample Collection Kit

MAKE YOUR OWN KIT AT HOME

What You Need

- **(1)** Printed Equine Sample Collection Sheet, per Horse, Located on page 3.
If the sample submission form is not completed, we are unable to process your sample.
- **(1)** Printed DNA Testing Submission Form Located on page 4.
If the sample submission form is not completed, we are unable to process your sample.
- **(1)** Standard Mailing Envelope to Send Samples & Form (via Mail or Courier) to Breedwise DNA
- Transparent Tape

CAUTION: Collect samples from only one horse at a time. Secure hair on sample sheet with tape and fold sample sheet on dashed line before collecting hair from the next horse.

Questions?

Contact Breedwise and our team will be happy to help.
Call: 1.800.625.0874 Email: hello@breedwisedna.com

Collection Procedure

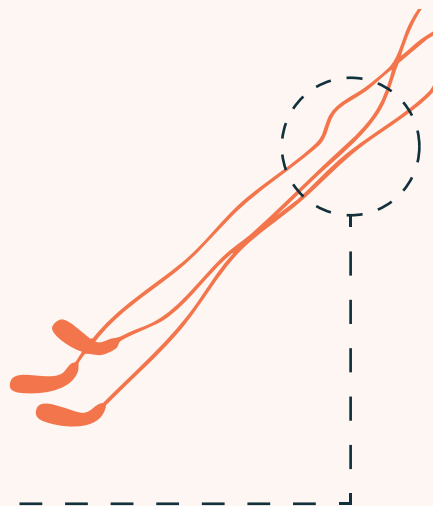
Read all instructions before beginning the sample collection process.

1

Complete the Equine Sample Sheet

Before you collect each DNA sample, complete the sample sheet with:

- Owner's Name
- Horse's Date of Collection
- Horse's Name
- Horse's Gender
- Horse's Breed
- Horse's Color/Markings



2

Collecting the Sample

Pull—**DO NOT CUT**—hair samples from the mane above the withers. Pull 12–25 hairs by wrapping the hair around your finger close to the skin and pulling quickly and evenly. The DNA is contained in the root bulb (follicle)—it is important that this part of the hair remain intact. Inspect the hairs to see that they have not broken off before the root. For young foals, the hair from the mane tends to be finer with a smaller follicle. Pull hair from the tail of the foal instead.

3

Tape Hair to Sample Sheet

Place the hairs in a straight line across the middle of the form. This area is reserved for samples. Keep the hair together with the roots to the left as indicated. Tape the center of the hair shafts with clear tape to ensure the sample stays in place. Do not put tape on the root bulbs. Fold the sample sheet as you would a business letter as indicated by the dotted lines (tri-fold).

4

Mail to Breedwise

Complete the DNA Testing Sample Submission Form located on page 4. Please note that an email address is required for receiving results. Then, place the sample sheet, sample submission form and payment (if applicable) into a mailing envelope and send to: **Breedwise DNA, 1 DDC Way, Fairfield, OH 45014.**

STEP 1: FILL OUT THE FOLLOWING INFORMATION *(One form per tested horse)*

Submitter's Name: *(please print in all caps)* _____

Horse's Name: _____ Date of Collection: _____

Gender: Male | Female Breed: _____ Color / Markings: _____

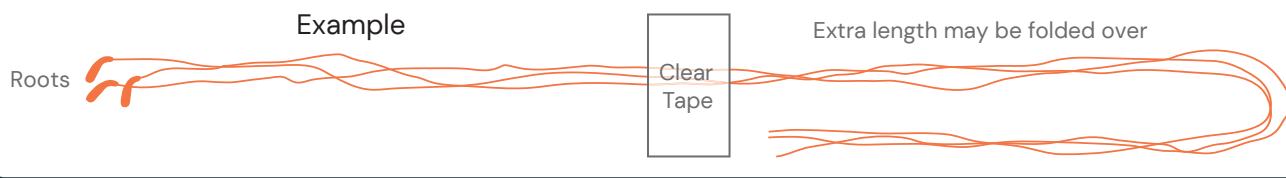

STEP 2: COLLECT THE SAMPLE

Pull – **DO NOT CUT** – hair samples from the mane above the withers. Pull 12–25 hairs by wrapping the hair around your finger close to the skin and pulling quickly and evenly. The DNA is contained in the root bulb (follicle) – it is important that this part of the hair remain intact. Inspect the hairs to see that they have not broken off before the root. For young foals, the hair from the mane tends to be finer with a smaller follicle. Pull hair from the tail of the foal instead.

STEP 3: ATTACH HAIR SAMPLE TO THIS FORM

Place the hairs in a straight line across the middle of this page in the Hair Sample Section below. Gather the hair, with the roots to the left, as indicated. Tape the center of the hair shafts with CLEAR tape to ensure the samples stay in place.

Hair Sample Section (Attach hairs here, as shown in example. DO NOT CUT HAIR)



STEP 4: STATEMENT OF AGREEMENT

I hereby certify that the information appearing on this form is correct and true to the best of my knowledge. I hereby affirm that the DNA sample was collected and labeled properly. Horses owned by a third party are included with their permission. I understand that all test results and documentation will be provided to only me, unless otherwise specified.

SIGN HERE

Signature: _____ Date: _____

Mail samples to: *(it is recommended to use a shipping service with tracking)*

Breedwise DNA
1 DDC Way
Fairfield, OH 45014

STEP 1: SUBMITTER INFORMATION

Submitter's Name: *(please print in all caps)* _____

Address: _____

City: _____ State: *(or country)* _____ Postal Code: _____

Phone: _____ Email: *(required)* _____

STEP 2: RESULTS & PAYMENT INFORMATION (If paying by check, make payable to DNA Diagnostics Center)

Results Delivery: Email *(no additional fee)* Standard USPS *(~3 weeks for delivery + \$5.00 fee)* Total: _____

Payment Type: Prepaid *(please write order# or case#)* _____ Check/Money Order Enclosed

Credit Card: *(Mastercard, Visa, Discover, American Express)* _____ Exp: _____

Billing Address: _____

City: _____ State: *(or country)* _____ Postal Code: _____

SIGN HERE

Cardholder Signature: *(required)* _____ Date: _____

STEP 3: TESTED ANIMAL #1 (* = Required)

*Call Name: _____ * Male Female *Date of Birth: _____

*Breed: _____ *Coat Color: _____

Registered Name: _____ Registry: _____

Registry #: _____ Microchip: _____ Tattoo: _____

*Test Requested:

Inherited Trait or Disease Test(s): (Please write the name of the test on the line below: e.g., DM, EIC, B Locus, Coat Length)

Parentage Verification: (do not check this box unless you are sending samples for a parentage evaluation)

This sample is for the: Dam Sire Offspring Previously tested by DDC for Parentage or Profile? Yes No

If this sample is for the Dam or Sire, are they related to any other Dam/Sire in this evaluation? Yes No

If you marked "yes", please list who & how they are related on the line below (e.g., the sires are father & son)

DNA Profile: (do not check this box unless you are sending samples for a DNA profile)

DNA Testing Submission Form

TESTED ANIMAL #2 (* = Required)

*Call Name: _____ * Male Female *Date of Birth: _____

*Breed: _____ *Coat Color: _____

Registered Name: _____ Registry: _____

Registry #: _____ Microchip: _____ Tattoo: _____

*Test Requested:

Inherited Trait or Disease Test(s): (Please write the name of the test on the line below e.g., DM, EIC, B Locus, Coat Length)

Parentage Verification: (do not check this box unless you are sending samples for a parentage evaluation)

This sample is for the: Dam Sire Offspring Previously tested by DDC for Parentage or Profile? Yes No

If this sample is for the Dam or Sire, are they related to any other Dam/Sire in this evaluation? Yes No

If you marked "yes", please list who & how they are related on the line below (e.g., the sires are father & son)

DNA Profile: (do not check this box unless you are sending samples for a DNA profile)

TESTED ANIMAL 3 (* = Required)

*Call Name: _____ * Male Female *Date of Birth: _____

*Breed: _____ *Coat Color: _____

Registered Name: _____ Registry: _____

Registry #: _____ Microchip: _____ Tattoo: _____

*Test Requested:

Inherited Trait or Disease Test(s): (Please write the name of the test on the line below e.g., DM, EIC, B Locus, Coat Length)

Parentage Verification: (do not check this box unless you are sending samples for a parentage evaluation)

This sample is for the: Dam Sire Offspring Previously tested by DDC for Parentage or Profile? Yes No

If this sample is for the Dam or Sire, are they related to any other Dam/Sire in this evaluation? Yes No

If you marked "yes", please list who & how they are related on the line below (e.g., the sires are father & son)

DNA Profile: (do not check this box unless you are sending samples for a DNA profile)

TESTED ANIMAL #4 (* = Required)

*Call Name: _____ * Male Female *Date of Birth: _____

*Breed: _____ *Coat Color: _____

Registered Name: _____ Registry: _____

Registry #: _____ Microchip: _____ Tattoo: _____

*Test Requested:

Inherited Trait or Disease Test(s): (Please write the name of the test on the line below e.g., DM, EIC, B Locus, Coat Length)

Parentage Verification: (do not check this box unless you are sending samples for a parentage evaluation)

This sample is for the: Dam Sire Offspring Previously tested by DDC for Parentage or Profile? Yes No

If this sample is for the Dam or Sire, are they related to any other Dam/Sire in this evaluation? Yes No

If you marked "yes", please list who & how they are related on the line below (e.g., the sires are father & son)

DNA Profile: (do not check this box unless you are sending samples for a DNA profile)

If additional space is needed, this submission form may be copied.

STEP4: STATEMENT OF AGREEMENT

I hereby certify that the information appearing on this form is correct and true to the best of my knowledge. I hereby affirm that the DNA sample was collected and labeled properly. Dogs owned by a third party are included with their permission. I understand that all test results and documentation will be provided to only me, unless otherwise specified.

SIGN HERE

Signature: _____ Date: _____

Mail samples to: *(it is recommended to use a shipping service with tracking)*

Breedwise DNA
1 DDC Way
Fairfield, OH 45014



1-800-625-0874



breedwisedna.com



hello@breedwisedna.com